

Trouble Shooting - Roger Pen & EasyPen

Roger Pen & Roger EasyPen





For the Roger Pen and Roger EasyPen you know the current status via the Led status. If you suspect there are problems, please ensure they are fully charged and switched on as shown below. If you have spare receiver to test it, you can lightly rub the microphone. Alternatively, test with an audio input to ensure that there is a signal.



Indicator light	Meaning
● ● ● ● ● ● ● ●	Switched on
■ ● ● ● ● ● ● ●	Switching off, Bluetooth in standby
■ ● ● ● ● ● ● ●	Switching off
● ● ● ● ● ● ● ●	Audio input detected
■ ● ● ● ● ● ● ●	Microphone/audio input muted
■ ● ● ● ● ● ● ●	Charging
■ ● ● ● ● ● ● ●	Fully charged
■ ● ● ● ● ● ● ●	Low battery – charge your Roger Pen
■ ● ● ● ● ● ● ●	Active phone call
● ● ● ● ● ● ● ●	Your Roger microphone cannot detect the primary Roger microphone. Switch on the primary Roger microphone and make sure it is within range of your Roger microphone. Alternatively, if you don't want to use your Roger Pen in a microphone network, press 7 seconds on the connect button until the LED turns orange. After that, you have to reconnect the Roger Pen with your Roger receiver(s).

(Bluetooth functions - Roger Pen only)

If you have continued problems try resetting the device:

If your Roger Pen stops responding to commands, you can reset it by pressing the on/off , Mic , Accept  and Decline  buttons together for 10 seconds.

If your Roger EasyPen stops responding to commands, you can reset it by pressing the on/off  and Connect  buttons together for 10 seconds.

Trouble Shooting - inspiro

Inspiro will perform a self diagnostic check on start up a Ft will alert the user if there are problems. Hence there will be a short delay on start up. It also monitors the Roger and FM transmission signal. This information can be recorded for your own reference and the inspiro will constantly monitor itself for major problems Ft will alert the user with a buzz if:

- The battery is low
- Mic mute has been left on

Reboot

Just like computers and mobile phones, inspiro includes a reboot function. This is activated as follows:

1. Switch on the inspiro (see below)
2. Press the four keys simultaneously (see below) until the inspiro boots up
3. The display will go blank. Release the buttons
4. Turn it off, wait 2 seconds then turn back on via the 'on/off button'.

